

Fencing & Landscaping for your

Congratulations on the completion of your new home!

LD TOTAL are your nominated Fencing & Landscaping contractor for your property at Quenda, Hammond Park.

In order to have your Fencing & Landscaping installed prior to moving in, we ask that you please submit your Fencing and Landscaping Form at least 8 weeks prior to occupancy. You can obtain a copy of your form from **Yolk Property Group**.

Please email your Front Landscaping & Fencing Offer Form directly to: **hello@yolkpropertygroup.com.au** with a copy of your site plan (Your site plan can be obtained from your builder).

We hope you enjoy living in your new home within the Quenda



Fencing


What do I need to do?

- Please ensure all of your property boundaries are level and clear.
- If neighbouring properties have obstructed the boundary, please liaise with them regarding clearing to avoid delays.
- Ensure your survey boundary pegs are in place and visible (please note; the home owner is responsible for the survey and replacement of any missing pegs).

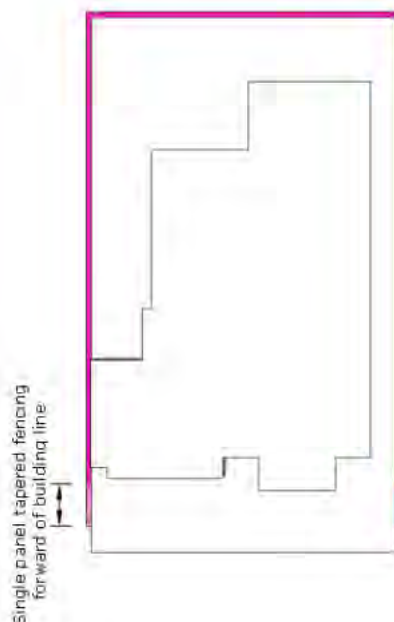
What do I receive in my Fencing Package?

- Equire provides you with fencing to the rear and side boundaries of your property (no Gates or return panels to the side of your home are included).
- Corner Lots: there are specific requirements relating to the extent of solid fencing, visually-permeable fencing provided—please refer to your Quenda design guidelines for full details.
- Fencing colour is Bushland and is 1.8-metres-high.

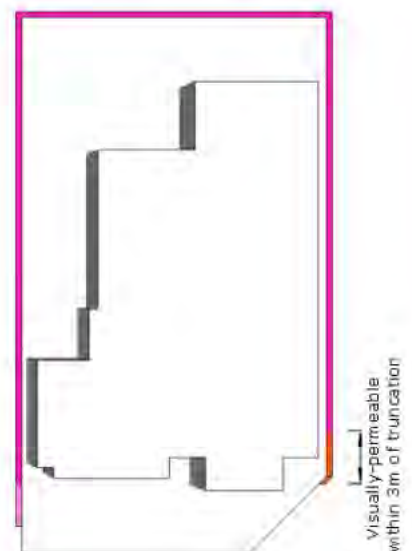
Rear-Loaded Lot



Traditional Lot



Corner Lot



Landscaping

What do I need to do?

- Please ensure that your house is at lock up stage.
- Confirm that your driveway and crossover is completed and your Fencing has been scheduled.
- Please ensure your builder has installed a 90mm PVC conduit underneath the driveway/paths.
- Please remove all rubbish and rubble and level the area (25mm below the paving level) ready to be landscaped.

What do I receive in my Landscaping Package?

- A 30 minute onsite consultation (online option also available) with our consultant.
- Copy of your landscape design left with you on the day of your consult.
- An automatic Reticulation Controller (installed near your Electrical Meter box).
- A tested brass gate valve and backflow preventer and PVC pipe irrigation system with a combination of pop up and rigid sprinklers.
- Soil conditioner.
- Roll-on instant Couch turf.
- A selection of the best seasonal available plants.
- Composted black mulch to garden areas.
- Compulsory street tree(s) If not previously installed in line with council requirements.
- After-Care for your Landscaping and Warranty information .



COASTAL

Garden Design



The Coastal landscape is based around the curves that are naturally created, when the ocean and wind meets the sand.

The plants selected for this landscape are suitable to coastal conditions with low maintenance and drought tolerant features. The Coastal landscape design provides a relaxed and restrained garden environment.



Grevillea (S)



Eremophila Nivea (S)



Leucophyta (S)



Westringia (S)



Viburnum (S)



Adenanthos cuneatus (GC)



Lomandra (ST)



Dianella (ST)



Conostylis (ST)

Legend: (S) Shrub | (GC) Ground cover | (ST) Strappy/Grass



CONTEMPORARY

Garden Design



With clean contemporary lines this design is sure to impress. The perfect combination of lush foliage and flowering shrubs.

Layered planting with a variety of textures and tones gives this garden a lush vibrant appearance.



Pittosporum (S)



Leucophyta (S)




Agonis Dwarf (S)



Coprosma red (S)



Anigozanthos (ST)



Dianella (ST)



Lomandra (ST)



Phormium (ST)



Myoporum (GC)

Legend: (S) Shrub | (GC) Ground cover | (ST) Strappy/Grass



FORMAL

Garden Design



With clean formal lines this is a traditional style garden design. Bring colour to your home with a combination of lush foliage and flowering shrubs.

With beautiful flowers and fragrant scents this garden will be the perfect welcome home all year round.



Lavendula (S)



Viburnum (S)



Rosemary (S)



Pittosporum (S)



Agapanthus (ST)



Liriopse (ST)



Tulbaghia (ST)



Trachelium (GC)



Scaevola (GC)

Legend: (S) Shrub | (GC) Ground cover | (ST) Strappy/Grass



NATIVE

Garden Design



With it's soft, easy flowing appearance, this garden bed replicates the natural environment by clumping native plants in random numbers and arrangements.

A combination of shrubs, ground covers and grassy plants were closely selected to do well in Australian soils and weather conditions.



Banksia (S)



Leptospermum (S)



Syzygium (S)



Callistemon (S)



Westringia (s)



Dianella (ST)



Anigozanthos (ST)



Grevillea (GC)



Eremophila (GC)

Legend: (S) Shrub | (GC) Ground cover | (ST) Strappy/Grass





H A M M O N D P A R K

Front Landscaping & Fencing Offer Form

Owner's details

Name/s: _____

Current address: _____

Phone: _____ Mobile/s: _____

Email/s: _____

Property Details

Lot: _____

Corner lot (please circle): Yes / No

Quenda address: _____

Settlement Date: ____ / ____ / ____

Proposed new home occupation date: ____ / ____ / ____

Conditions

1.0 This voucher entitles the Owner to a landscaping package to the front of the Property, and Colorbond fencing to the side and rear boundary of the Property, as per the Quenda Design Guidelines, and Annexure F.

2.0 Front landscaping and fencing [Offer] is only valid if;

2.1 The Property has been purchased from a representative of Wattleup Road Development Trust [Quenda]. The Offer is not transferrable to any other purchaser if the Property is sold or transferred.

2.2 The construction of a dwelling on the Property (in conformance with the plans and specifications approved by the relevant authorities, and Quenda's nominated representative) has been completed within 18 months from the Settlement Date.

2.3 The voucher is claimed and correctly submitted within six weeks of occupation of the dwelling.

3.0 The Offer will be delivered by a Contractor selected by Quenda at its absolute discretion.

4.0 Prior to submitting the voucher and before the Contractor can commence the front landscaping and fence works, the Owner must ensure that;

4.1 All lot survey pegs are visible and in the correct location.

4.2 All temporary fencing is removed.

4.3 The lot boundary is clean, and the ground levelled to final levels.

4.4 The final level of the soil is approximately 40mm below the top of that hard area, where the proposed turf area meets the kerb, driveway or path.

4.5 The front of the Property and verges are level and free of all rubbish, weeds, rubble and other debris.

4.6 A 90mm PVC conduit is installed underneath the driveway and/or any paths offset 4m from the front of the garage.

5.0 By signing the Offer, the Owner expressly grants the Contractor access to the Property for the purpose of undertaking the front landscaping and fencing works and releases Quenda from any claim, loss or damage in relation to the works provided by the Contractor.

6.0 The Owner must complete this form and email a copy to hello@yolkpropertygroup.com.au.

Signed by

Owner 1 _____ Full Name _____ Date ____ / ____ / ____

Owner 2 _____ Full Name _____ Date ____ / ____ / ____